

Journey to Philippi: Decorations, Costumes, Music and Crafts

➤ Decorations

- Stage decorations: Ancient Greek style
 - 6 Greek pillars, purple tablecloths used as drapes
 - Church of Philippi signage
- Marketplace
 - Market table
 - Grape vines
 - Wares for sale
 - Plastic fruit

➤ Costumes

- Use brown sheets to make costumes
 - Cut to size and tied together with safety pins
- Actors/volunteers wear sandals


➤ Music

- Each church's worship leader can select children's music based on their own church's worship style and preferences. "Seeds of Faith" is not affiliated with Bible Expedition but may be a good option for those seeking Scripturally-based children's worship music and lyrics.

<https://www.seedsfamilyworship.com/>

➤ **Crafts**

Day 1: Kids make necklaces for Operation Christmas Child. These can be made using embroidery string, washers and craft paint.



Day 2: Kids decorate a tote bag with the following verse printed on the fabric. This can be performed by a church member with a Cricut or

silhouette crafting machine or the printed bags can be ordered online.



Day 3: Decorate a prayer rock: Kids paint small rocks and are given a laminated verse to take home.

Matthew 6:9-13 (NIV)

“This, then, is how you should pray:

“Our Father in heaven,
hallowed be your name,
your kingdom come,
your will be done,
on earth as it is in heaven.

Give us today our daily bread.

And forgive us our debts,
as we also have forgiven our debtors.

And lead us not into temptation
but deliver us from the evil one.

“Journey to Philippi”

K-6th Games

Day 1

JOURNEY TO PHILIPPI TREASURE HUNT

Competitive scavenger hunt around church for prizes given to Operation Christmas Child (OCC)

INSTRUCTIONS:

You will break into teams
And search for some clues.
At each location,
There will be items for OCC to use!

Each team will have a bag
To put the items in.
Thank you for being a servant;
We'll then put them in the OCC bin!

BLUE TEAM CLUES

CLUE 1
Don't drag your feet!

Walk fast, not slow!
Go find Clue 2 by a piano!

CLUE 2
Roses are red.
Violets are blue.
Go find Clue 3 under a front row pew!

CLUE 3
You sure are impressive!
Are you starting to perspire?
Go find Clue 4 near the tool to put out a fire!

CLUE 4
Wasn't that fun?
Are you ready for more?
Go find Clue 5 by Pastor Terry's office door.

CLUE 5
You're halfway through
With your inspection!
Go find Clue 6 by your reflection!

CLUE 6
Move right away,
As quick as a wink.
Go find Clue 7 hidden under a nursery sink!

CLUE 7
Getting tired?
Don't despair!
Go find Clue 8 under a market chair!

CLUE 8
Are you having a good time?
Are you in a good mood?
Go find Clue 9 where they prepare tasty food!

CLUE 9
You're doing great
Playing this game.
Go find Clue 10 using the OCC table as your aim!

CLUE 10
This game is finished!
You've been a great sport!
So go find your prize in the market court!

RED TEAM CLUES

CLUE 1
Move right away,

As quick as a wink.
Go find Clue 2 hidden under a nursery sink!

CLUE 2
Getting tired?
Don't despair!
Go find Clue 3 under a market chair!

CLUE 3
Are you having a good time?
Are you in a good mood?
Go find Clue 4 where they prepare tasty food!

CLUE 4
You're halfway through
With your inspection!
Go find Clue 5 by your reflection!

CLUE 5
Don't drag your feet!
Walk fast, not slow!
Go find Clue 6 by a piano!

CLUE 6
Roses are red.
Violets are blue.
Go find Clue 7 under a front row pew!

CLUE 7
You sure are impressive!
Are you starting to perspire?
Go find Clue 8 near the tool to put out a fire!

CLUE 8
Wasn't that fun?
Are you ready for more?
Go find Clue 9 by Pastor Terry's office door.

CLUE 9
You're doing great
Playing this game.
Go find Clue 10 using the OCC table as your aim!

CLUE 10
This game is finished!
You've been a great sport!
So go find your prize in the market court!

“Journey to Philippi”

K-6th Games Day 2

“Supply Run” bringing supplies for Paul in prison

This game is a mix between Dodge Ball and Capture the Flag. Kids will need to work together to bring food and supplies for Paul who is protected by Roman Guards.

Some basic supplies will help Paul fulfill his ministry from prison. Paul needs food, water, a blanket, used clothes and a pad to write on. Selected items should not be too bulky so that kids can run with them. Optional items may include small water bottles, plastic fruit, mandarin oranges etc.

There should be extras of each item so kids will need to work together to ensure at least one of each item is delivered. Kids are allowed to carry only one item at a time. Participants will also need to help others by distracting the Guards. Distractions can include noise makers and dodge balls to throw at the Guards. One point will be awarded for each item that is delivered to Paul. If all 5 items are delivered to Paul, an additional 5 points will be awarded.

The Guards will be defending Paul. The Guards will also have dodge balls. If a participant is tagged or hit by a dodge ball, any items they are carrying should be dropped as the player departs for time out. Players escape the penalty box by reciting the verse of the day. Guards should play easier on younger participants, but harder on older participants. When participants are acting in unity (dodge balls, noise makers and multiple runners coming at once), Guards should look more distracted or chase kids so that Paul is briefly left unguarded.

- Game Sequence:
 - Briefing (5 minutes): Explain the rules; discuss how unity will lead to a higher score. Give kids a couple minutes to strategize how they will deliver the items.
 - Game time (10 minutes)
 - Debriefing: (last 5 minutes): Add up the total points. Discuss results of the game. Discussion questions should include how working together in unity led to Paul receiving more supplies.
- Setup



“Journey to Philippi”

K-6th Games Day 3

Sin Prison Escape Room

Objective: Save “Apostle Paul” from his chains and escape sin prison, without waking sleeping guard

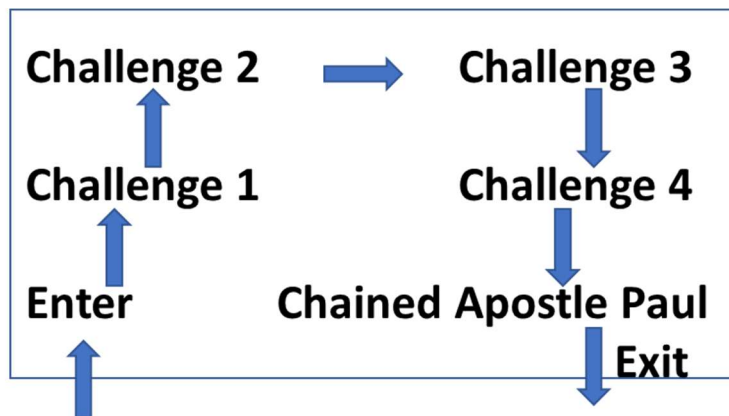
Escape Room Layout

Set up large room with at least one, optimally two doors (one entrance, one exit). Place obstacles in logical order with “Apostle Paul” chained up near the exit.

Have a sleeping guard in the prison so children must keep volume to a minimum so as not to wake him.

Laminate (or print on cardstock at a minimum) all clue cards and place at each challenge location.

Groups of more than 10 should be split up.



Schedule:

Intro/briefing and read first clue (outside of escape room): 5 minutes

Escape room execution: 10 minutes

Debrief after execution (outside room so it can be set back up): 5 minutes

Challenge 1

Setting: Outside the room, transitioning into room once challenge begins

Instructions:

1. Hand or read the card to the group and answer clarification questions for 5 minutes
2. Open door and start 10-minute timer

Supplies:

Outside room

1. Clue card 1 (outside room)

Inside room

1. Red bucket full of filler (Styrofoam peanuts, paper, etc.)
2. Yellow bucket full of filler (Styrofoam peanuts, paper, etc.)
3. Blue bucket full of filler (Styrofoam peanuts, paper, etc.)
4. Laminated Clue Cards 2 and 3 (placed inside blue bucket)

Clue Card 1: You're about to enter the Prison of Sin
Let me tell you a few things before you begin
You'll think you have many minutes, but you only have 10
That's how it goes in the Prison of Sin

The past few days, you've learned a lot about unity
And you'll have to work together, to set the captive free

Watch out for the guard, he's probably asleep,
So, make sure you work your way through without making a peep

To help you out, we'll guide with a series of clues
The first set (clue 3 and clue 2) will be found in the bucket of blue

Successfully solve the clues to direct your way
And you, your team, and the captive won't have to stay!

---OPEN DOOR AND START 10 MINUTE TIMER----

Clue Card 2:
You have found clue number 2
And it will tell you what to do.

This isn't too hard, your head won't be aching
Find the animal from which we get delicious bacon.

Clue Card 3:
On the wall you will find
pictures that will stretch your mind.

The picture of the clue you seek
will be the animal which has a beak.

Challenge 2

Setting: Inside room

Instructions:

1. Guide team and give clues to assist as needed

Supplies:

Laminated pictures pinned to a string or placed on a table with appropriate clues on the back

1. Chicken
2. Pig
3. Horse
4. Cow
5. Truck
6. Jet
7. Cross
8. Church

Clue Card (Chicken):

Look at the table, and you will find
Two items which can distract your mind.
Inside each item, where you find the batteries,
You will find what unlocks the next items....keys!

Clue Card (Pig):

To find where to use the key,
Look in the source of ultimate truth.
Here's a helpful hint,
Look in the book of Ruth.

Clue Card (Horse):

This is a horse, of course of course
which means you've gone way off course.
-Sorry, try again-

Clue Card (Cow):

Moo Moo goes the cow
and although you may know how.
You've chosen the wrong clue....wow

Clue Card (Truck):

Vroom vroom goes this machine
And you may think it's mean,
But this is an incorrect clue
I think you know what to do.
-Keep looking!-

Clue Card (Jet):

This object screeches across the sky
And I won't tell you a lie
You need to keep looking.

Clue Card (Cross):

On this Roman torture device, our Savior died
But as for solving the clue, you've unsuccessfully tried
....keep looking.

Clue Card (Church):

This is a church, and it has a steeple
But it's a wrong clue, come on people!
....keep looking.

Challenge 3

Setting: Inside room

Instructions:

1. Guide team and give clues to assist as needed

Supplies:

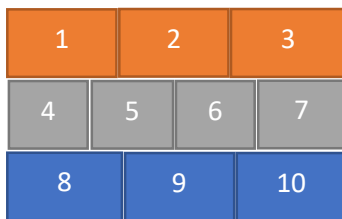
1. Table
2. Lego blocks
3. TV remote (with key/combo in battery compartment)
4. Video game controller (with key/combo in battery compartment)
5. Bible with note clue in book of Ruth
6. Distracting items
 - a. Vegetables
 - b. Comb
 - c. Tooth brush
 - d. Flashlight
 - e. Rubber chicken
 - f. Etc.

Clue Card (Bible):

To uncover the next clue, free the captive and get on the go
Place the blocks in order, according to the colors of the rainbow.
The number of blocks is one less than eleven,
And the opposite side will be the code to unlock the box labeled "Heaven."

Clue Card (Legos):

The Legos should be stacked like this
You have no time to waste



The opposite side of the blocks
Will help you unlock the Heaven case



Challenge 4

Setting: Inside room

Instructions:

1. Guide team and give clues to assist as needed

Supplies:

1. Briefcase or box labeled "Heaven"
2. Key inside briefcase/box
3. Apostle Paul in chains, bolted with lock to chair

Escape Room Debrief

Setting: Outside room

Instructions:

1. Have Apostle Paul or other adult lead a brief discussion about servant hood, unity, and freedom while the room is set back up for the next group. The faster the group finishes, the more time you have to debrief.

Sample questions/responses:

Note, there are no "wrong" answers from the kids, but guide them back to the concepts of servant hood, unity, and freedom in Christ.

- Was that fun? What was your favorite part about the escape room?
 - Solving the clues.
 - *Example response: God gives us clues about who He is and who we are in the Bible to help guide us to a closer walk with Him through life. God has also given you your parents and church leaders to help you as well. Colossians 3:23-24 says, "Whatever you do, work at it with all your heart, as working for the Lord, not for human masters, since you know that you will receive an inheritance from the Lord as a reward. It is the Lord Christ you are serving."*
 - It was hard.
 - *Example response: It's fun to complete a tough task like this, but not everything in our lives is fun like this. Sometimes we (even adults) must do things we don't want to, but we should still do our best. Colossians 3:23-24 says, "Whatever you do, work at it with all your heart, as working for the Lord, not for human masters, since you know that you will receive an inheritance from the Lord as a reward. It is the Lord Christ you are serving."*
- What would have happened if you guys had not worked together, or if one person tried to hog all the clues for themselves?
 - Would not have escaped.
 - *Example response: You guys showed great unity in solving the clues. And that same type of unity is needed whether serving in the church, helping your parents at home, etc. And that unity can be found only in Christ. Even adults need to find unity in Christ. Just like each of you had different clues in the escape room, each of us has different gifts with which we can serve Christ and each other together.*
 - *Philippians 2:1-4 "Therefore if you have any encouragement from being united with Christ, if any comfort from his love, if any common sharing in the Spirit, if any tenderness and compassion, 2 then make my joy complete by being like-*

minded, having the same love, being one in spirit and of one mind. 3 Do nothing out of selfish ambition or vain conceit. Rather, in humility value others above yourselves, 4 not looking to your own interests but each of you to the interests of the others."

- There were a couple of “distracting” items on the table that are not sinful themselves (tv remote, video game controller), but that can easily become sin. How is this possible?
 - Various responses or they may not be able to respond.
 - *Example response: Just like money, candy, fun things like video games, and even friends, if we value them higher than God, that’s sin. We are to love God with all our heart, soul, mind and strength. God blesses us because He loves us, but we should not turn that blessing into an idol.*
 - *Philippians 1:10-11 “so that you may be able to discern what is best and may be pure and blameless for the day of Christ, filled with the fruit of righteousness that comes through Jesus Christ”*
- This was a pretend sin prison, but how can sin really trap you and keep you in bondage?
 - Keeps us from doing what God wants us to.
 - *Example response: One of the clues was a Bible and that’s the best way to know how God wishes us to live lives that glorify Him and bring us true freedom. Psalm 119:45 says, “I will walk about in freedom, for I have sought out your precepts.” That verse means we can live in freedom when we follow God’s instructions/rules. We can also rejoice because God gives us good rules to follow. God’s rules are meant to protect us from getting hurt.*
 - *1 Corinthians 10:13 says, “No temptation has overtaken you except what is common to mankind. And God is faithful; he will not let you be tempted beyond what you can bear. But when you are tempted, he will also provide a way out so that you can endure it.”*