

Journey to Nineveh: Decorations and Costumes

Decoration Overview:

- Rooms/Themes
 - Fellowship Hall (check-in, skit, snacks, crafts)
 - Port City of Joppa
 - Stairwell
 - Underwater
 - Main Classroom (lesson)
 - Day 1 – Ship
 - Day 2 – Belly of Fish
 - Day 3 – Cliff overlooking Nineveh
 - Preschool Classroom
 - Underwater
- Room Decoration Specifics:
 - Fellowship Hall
 - Sign in/out “Ticket Booth”
 - Cardboard walls decorated with “wood grain” (fat & thin sharpie)
 - Hanging sign of travel locations (cardboard & paint)
 - “pier” off to the side (cardboard sheets & shipping tube “moorings”)
 - “Big fish” for pictures
 - “water” on floor (blue paper sheet with white painted “waves”)
 - Grey spray-painted paper bag “rocks” separating “water” & rest of floor
 - 2 options
 - 2D cut-out open-mouth “big fish” (cardboard & paint held up by fishing line from ceiling)
 - 3D paper lined “big fish” with red blankets in the mouth
 - Stage “fishing dock”
 - “wood grain” floor (brown paper, fat & thin sharpie)
 - Cardboard shipping tube “moorings”
 - Nets & other fishing decorations hung up above
 - Chairs lined up in rows in front
 - Snack & craft window “Joppa Java”
 - Window decorated as a shop window
 - Joppa Java “wooden” (cardboard & paint) sign in the window
 - Cardboard. Paint & marker “menu” to the side (full of puns & references)
 - Colored bed sheet overhang above window with cardboard supports

- Tables out front decorated like wooden spools brown paper & sharpies
 - Cardboard lanterns on the tables
- Exit from fellowship hall “city gate”
 - Cardboard wall with cardboard “stone bricks” all painted with textured grey paint
 - Gate made from cardboard painted like wood with “nails” along edges (silver painted ping-pong ball halves)
 - “torches” on wall (cardboard & tissue paper)
- Stairway
 - Walls covered in blue paper “water”
 - Textured yellow “sand” along the bottom
 - Painted white “bubbles” spaced out
 - Various “coral”
 - Cut pool noodles
 - Painted spray foam
 - Tissue paper
 - Colored mesh
 - Ceiling draped with blue streamers
 - “fish” hanging with fishing line (cut & painted paper plates)
 - “jellyfish” (coffee filter with taped on ribbons)
- Main Classroom
 - Day 1 “Ship”
 - Blue paper on wall with painted “water” & “sky”
 - Painted Birds
 - Wooden spool as a table up front
 - Unfinished game of go-fish
 - “mast” going up through the center (shipping tube)
 - 2 chairs behind
 - Rows of chairs
 - Cardboard “wood” on the seat & back (fat and thin sharpies)
 - “wood grain” floor (brown paper, fat & thin sharpies)
 - “ship sides” along walls (modular cardboard paneling)
 - Day 2 “Belly of Fish”
 - Red paper lining front and back wall
 - “ribcage” lining ceiling and side walls
 - White pool noodles
 - Connected with dowel rod connectors
 - Red paper lining between “ribcage” & ceiling/walls
 - Red blankets on the floor
 - “fish head” outside the door
 - Frame in cardboard

- Base coat of blue paint
 - Inner lined with red paper
 - “scales” on outside head
 - Cut paper plates with blue glitter spray paint
 - Eyes made of paper plates with black paper “pupils”
 - Paper curtain “throat” on door frame
 - Red paper & black paint
 - Blue pool noodle “lips”
- Day 3 “Cliff”
 - Floor covered with “sand” (tan paper with textured spray paint)
 - Walls covered with “sky” & “mountains”
 - Blue paper “sky”
 - Cut tan paper & textured spray paint mountains
 - “booth” off on side wall
 - Frames made of painted PVC
 - Colored bed sheet cover
 - “plant” on rear wall
 - Cardboard frame
 - Covered in brown paper
 - Green paper leaves
 - Sharpie detailing
 - “campfire” in center floor
 - Up facing fan with red, yellow and orange tissue paper “flames”
 - Paper bag rocks around
 - Cord under paper leading to wall
 - “cliff” in far corner
 - Floor paper cut & propped up with paper bag “rocks”
 - Elevation difference between “cliff top” & “valley floor”
 - Both made in textured spray-painted paper
 - “Nineveh” 2D model on the same corner
 - Cardboard, paint and sharpie
 - Carpet pads on the floor around campfire for people to sit on

➤ Costumes

- Use sheets to make costumes
 - Cut to size and tied together with safety pins
- Actors/volunteers wear sandals

Journey to Nineveh: Crafts

Day 1: Jonah necklace/keychain (Jonah 2:2)

Materials:

Shrinky Dink inkjet creative pack

Jonah coloring page (attached on next page)

Inkjet printer

Scissors/paper cutter

Washable or permanent markers or ballpoint pens

Hole punch


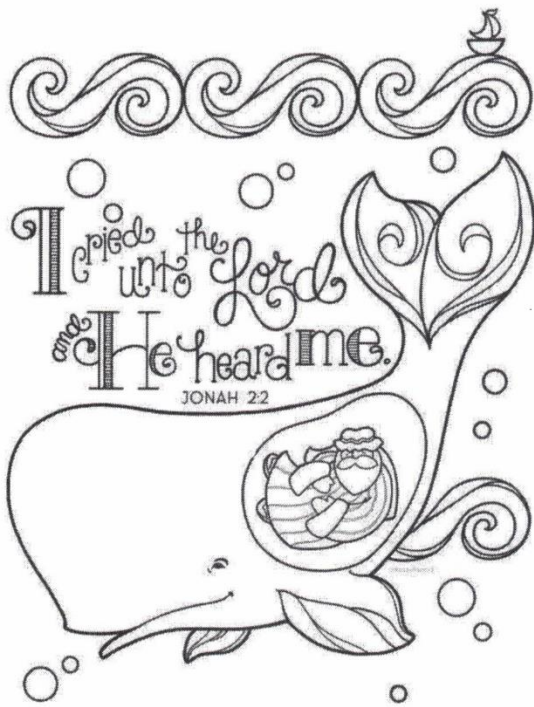
Colorful string and/or key chain ring

Oven to bake Shrinky Dinks

Directions:

Print Jonah coloring page (below) on Shrinky Dink paper. Each sheet should be cut into four separate coloring pages for kids to color with washable markers/permanent markers/ballpoint pens. Once colored, hole punch coloring page where necklace string or keychain ring will go and trim/shape page as desired. Shrinky Dinks should be baked according to manufacturer's instructions. After baking, each piece can be made as a keychain using metal loop or necklace using colorful string.





Day 2: Oil & water discovery bottle (Jonah in the belly of the fish in water)

Materials:

Water

Oil

Funnel(s)


Blue food coloring

Plastic bottles (1 per each child)

Mini sea/ocean figures (whale specifically) that will fit in the opening of bottle

Directions:

Each water bottle should be filled half with water and half with oil. Add blue food coloring, tighten top on plastic bottle, and shake until coloring is thoroughly mixed. Remove top and place mini whales (and/or sea life figures) into the water/oil mixture. Replace top and enjoy shaking and watching water, oil, and figures move!



Day 3: Grow your own gourd (Vine and worm from story of Jonah)

Materials:

Potting soil

Gourd seeds (2 per child)

Pot (1 per child)

Jumbo craft stick

Colorful pom poms

Craft glue

Googly eyes

Directions:

Fill each pot with potting soil and bury gourd seeds in dirt. For the worm, glue pom poms on the craft stick to create a worm shape. Add googly eyes. Place "worm" in pot as a reminder, water seeds, and watch the gourd grow!



Journey to Nineveh: Activities and Games

Day 1: Jonah: Cross the Ocean

- This is a great ice breaker game for kids.
- Choose two kids to be “sharks.” The rest of the kids are “fish” carrying Jonah. The sharks stand in the middle of a field or gym. The fish stand on the other side. The sharks yell, “cross the ocean” and the fish have to run to the other end of the field or gym and avoid being tagged by the sharks. If they are tagged, they become “seaweed” and have to sit down and wiggle their arms like sea urchins. The seaweed can also tag fish crossing the ocean. The game ends when there are 2 fish left and they become the sharks in the next round.

Day 2: Journey to Nineveh Fish Belly Obstacle Course: Deliver God's message to the Ninevites through a "Fish Belly Obstacle Course."

- Gather the kids together and briefly discuss what obstacles are.

The Bible teaches us that in this world we will have challenges and difficulties, but we can have victory through Jesus Christ. John 16:33 (ESV) says, "I have said these things to you, that in me you may have peace. In the world you will have tribulation. But take heart, I have overcome the world." 1 Corinthians 15:57 says "But thanks be to God! He gives us the victory through our Lord Jesus Christ."

Jonah had challenges. His pride and his desires led him to disobey God's instructions.

Those who obey God and complete the tasks that God gives them in their life will be rewarded in heaven. Revelation 22:12 (NIV) says, "Look, I am coming soon! My reward is with me, and I will give to each person according to what they have done."

- Provide the children instructions on how to complete the obstacle course. Kids who complete the obstacle course according to the instructions given will get a small prize.
- Obstacle Course set up: The obstacle course can be set up according to the number and ages of kids attending VBS. It can be set up inexpensively. Many of the items can be bought at dollar stores.
 - Ideas may include: fish skeleton run, ball toss in the fish's mouth, army crawl through a fish, walk the plank balance beam;
 - Inexpensive supplies to make obstacles: pool noodles (for fish skeleton), hula hoops, jump ropes, cardboard boxes, 2x4's for balance beams.

Day 3: Journey to Nineveh Bible Challenge:

Do your part in reaching kids around the world with the Gospel message. Figure out clues and answer Bible questions to get Nineveh bucks. Use Nineveh bucks to bargain for gifts at the Nineveh market. All gifts will be used for Operation Christmas Child.

Setup: Set up a market with different prices for different items. Each child is given three Nineveh Bucks just for participating.

Have a list of questions to read to the kids. A list of sample questions is provided. Some questions can be specific to your VBS event, that perhaps visiting kids would be able to answer. Other questions are about the story of Jonah and Bible knowledge. Have Bibles available for kids to look up answers. Children that answer correctly receive "Nineveh bucks," a currency which can be used to buy market items.

Questions for "Journey to Nineveh Bible Challenge"

1. What was Jonah's profession?
 - a. King of Israel
 - b. Priest
 - c. Prophet
 - d. Farmer
 - Answer: Prophet
2. Jonah's father was named:
 - a. John
 - b. Amittai
 - c. Jonathan
 - d. Bill
 - Answer: Amittai
3. God told Jonah to go to what major city?
 - Answer: Nineveh

4. Approximately, how many years ago did the story of Jonah happen?
- 5000
 - 1000
 - 3000
 - 10,000
- Answer: about 3000 years ago
5. The Bible in Jonah chapter 1 describes Nineveh as what kind of city?
- Wealthy
 - Poor
 - Nice
 - Wicked
- Answer: Wicked
6. Instead of obeying God and going to Nineveh, Jonah disobeyed and went the opposite direction. What is the name of the city Jonah fled to?
- Answer: Tarshish
7. On his way to Tarshish, Jonah went to a port city. What was the name of the port city that Jonah went to?
- Answer: Joppa
8. From the port city of Joppa Jonah travelled towards Tarshish. What means of travel did Jonah use to flee to Tarshish?
- a horse
 - an airplane
 - a dinosaur
 - a ship
- Answer: A ship
9. A great storm came and the mariners of the ship were frightened. What was Jonah doing while the mariners were frightened?
- Answer: Jonah was sleeping
10. The mariners cast lots to find out who was responsible for the storm. Who do the lots fall on?
- Answer: Jonah

11. Jonah told the mariners the sea would become calm if they threw him into the water. So, Jonah was thrown into the water and swallowed by a large animal. What kind of animal swallowed Jonah?
- Answer: a big fish
12. How many days was Jonah inside of the fish?
- Answer: 3 days
13. While inside the fish, Jonah repented and turned back to God. How did Jonah get back to dry land?
- Answer: the fish vomited him out onto dry land
14. Jonah obeyed God and preached to the Ninevites. God's message to the Ninevites was that because of their wickedness they would be overthrown in how many days?
- Answer: 40 days
15. How did the Ninevites respond to the message?
- Answer: They believed God and repented (turned away) from their wickedness
16. God is gracious and merciful. God forgave the Ninevites of their sin and did not destroy Nineveh. What was Jonah's response to God's grace toward the Ninevites?
- Answer: Jonah was angry
17. Jonah sat on the East side of Nineveh and was hoping that God would destroy the city. It was hot and God made a plant for Jonah to provide him shade. What was Jonah's response to God giving him shade?
- Answer: Jonah was thankful
18. God then prepared an animal to eat the plant. What type of animal ate the plant?
- Answer: a worm
19. What was Jonah's response when the worm killed the plant?
- Answer: Jonah became angry again.
20. God's response to Jonah showed that He cared about the Ninevites a lot more than a silly plant. The Bible tells us there were how many persons in Nineveh?
- a. 100

- b. 1000
- c. 10,000
- d. more than 120,000
- Answer: more than 120,000

21. The story of Jonah is meant to point us to Jesus. Jesus came to the world to save what type of people?

- Answer: sinners

22. Jonah was in the belly of the fish for 3 days. How many days was Jesus in the grave before He rose again?

- Answer: 3

23. The Bible says in Romans 3:23, "For all have _____ and fall short of the glory of God"

- Answer: sinned

24. The Bible says in Romans 6:23, "For the wages of sin is _____, but the gift of God is eternal life through Jesus Christ our Lord"

- Answer: death

25. John 3:16 says, "For God so loved the world, that he gave his only Son, that whoever _____ in him should not perish but have eternal life."

- Answer: believes

26. What must we do to be saved from our sin (wickedness)?

- Answer: believe and trust in Jesus

27. Once we have believed and trusted Jesus, what should we do?

- Answer: tell others about Him